
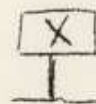




COMMON BOOBY-TRAP MARKERS

The following information is provided to help units identify some common booby trap markers which have been discovered within the 199 LIB AO.

1. This marker is a small mound of mud approx 6" high with a stick stuck in the top. If the stick is leaning in a specific direction it could indicate the direction of the mine.
2. Sticks or twigs placed in the form of a triangle is a common marker. The mine is usually placed a few metres from one of the points of the triangle.
3. A sign with the possible words of VUNG TU DIA written on it. The sign indicates mines in the area, with a grenade set as a booby trap at the base of the sign.
4. Another is a cluster of (wheat like) stems. The mine or booby trap can be placed anywhere near-by.
5. Small clusters of grass, or mud (what ever is available) indicates that the trail should not be used. This technique is usually placed at a crossroad.
6. A small sign with a red "X" in the middle indicates mines in the area.
7. A small bush or twig which is broken or bent at the top in the direction of the mine.
8. Stake markers or two twigs in the form of an arrow. The arrow points in the direction of the mine.
9. Small rocks in the form of a circle indicates mines in the area.



*Handwritten signature*

R. WICKHAM Capt

GSO3 INT

HQ 1 ATF